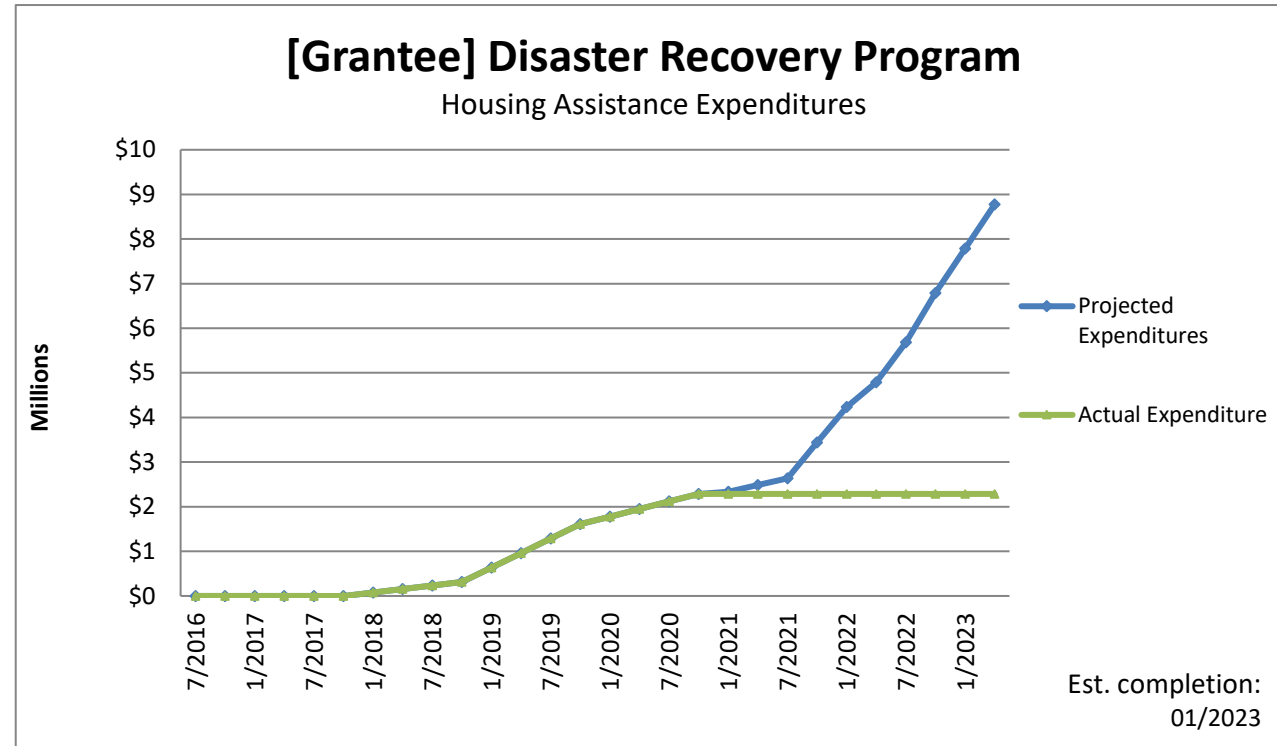
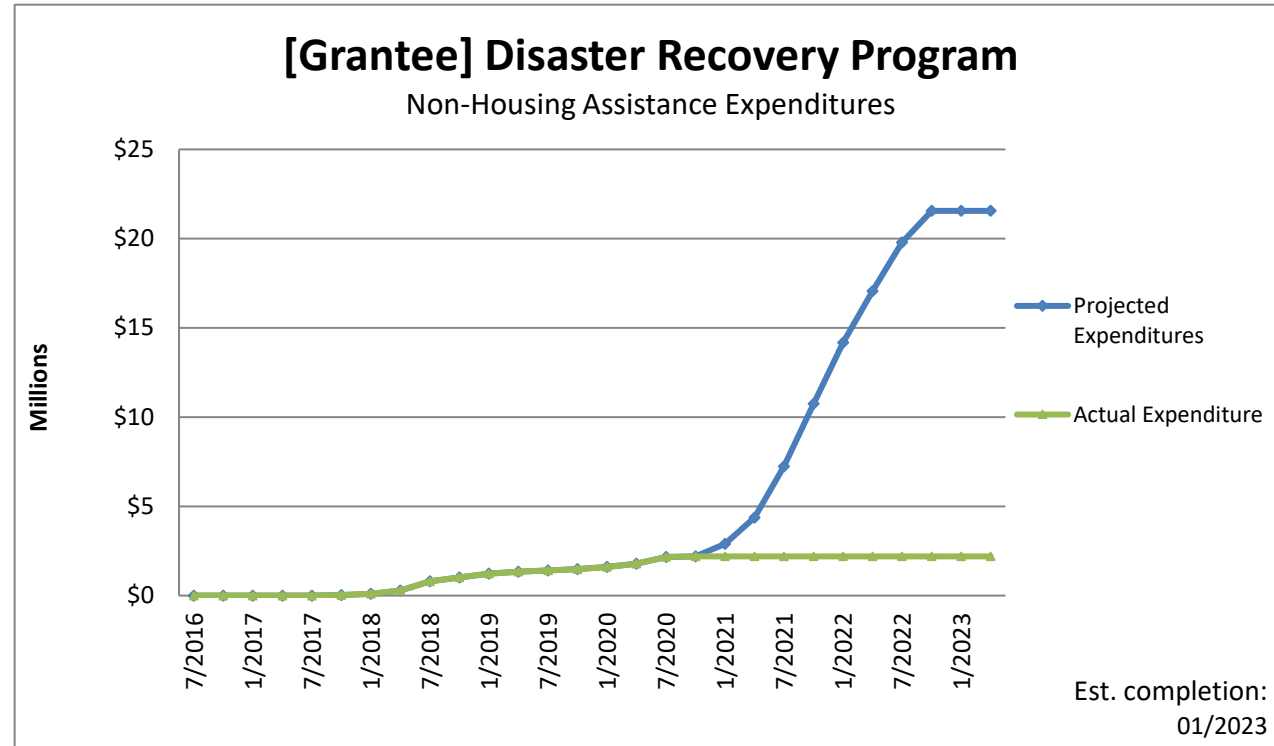


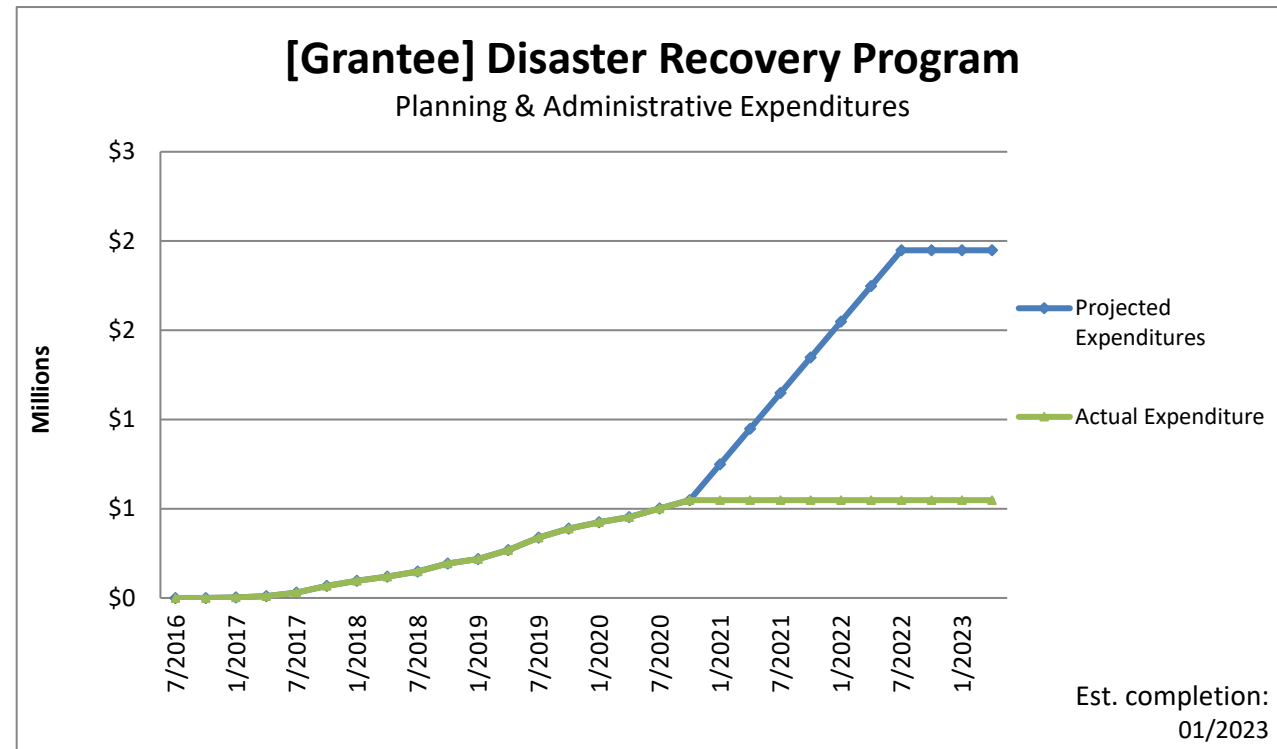
Housing	7/2016	10/2016	1/2017	4/2017	7/2017	10/2017	1/2018	4/2018	7/2018	10/2018	1/2019
Projected Expenditures	\$0	\$0	\$0	\$0	\$0	\$496	\$78,482	\$156,468	\$234,454	\$312,439	\$636,787
Quarterly Projection	\$0	\$0	\$0	\$0	\$0	\$496	\$77,986	\$77,986	\$77,986	\$77,986	\$324,348
Actual Expenditure	\$0	\$0	\$0	\$0	\$0	\$496	\$78,482	\$156,468	\$234,454	\$312,439	\$636,787
Actual Quarterly Expend (from QPRs)	\$0					\$496	\$77,986	\$77,986	\$77,986	\$77,986	\$324,348



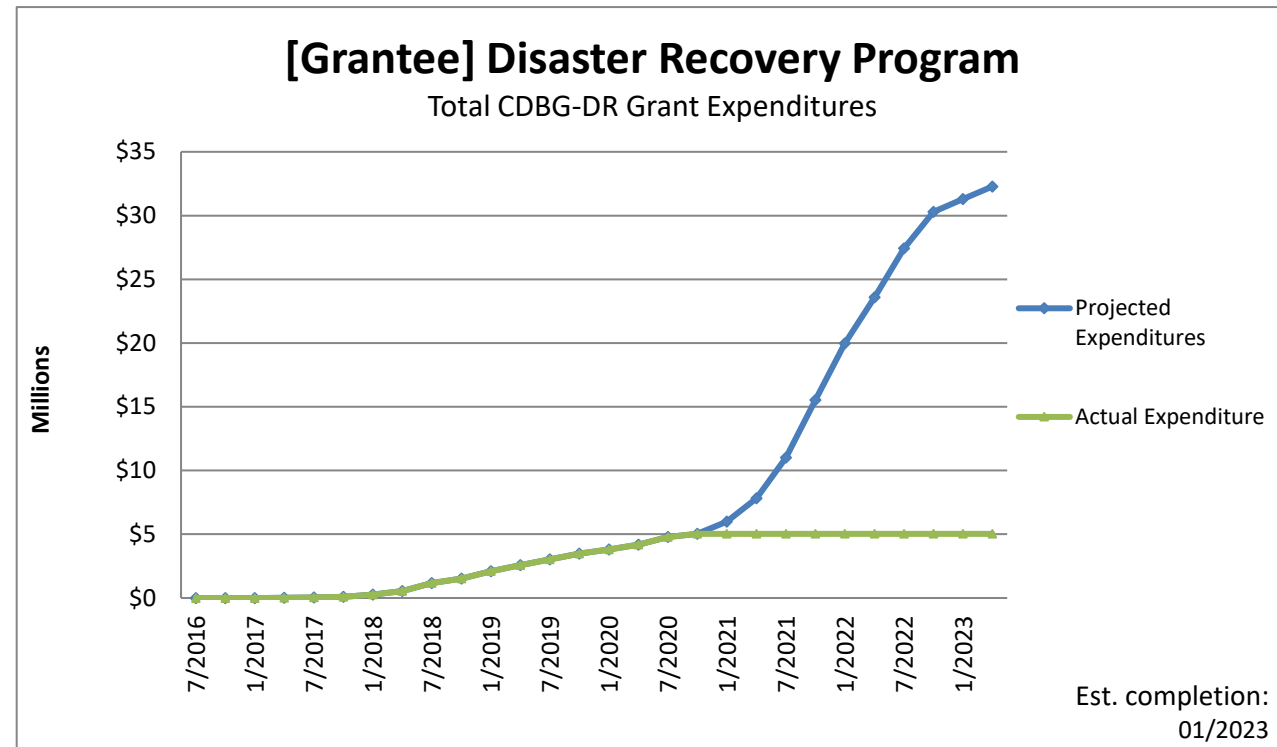
Non-Housing	7/2016	10/2016	1/2017	4/2017	7/2017	10/2017	1/2018	4/2018	7/2018	10/2018	1/2019
Projected Expenditures	\$0	\$0	\$0	\$0	\$0	\$27,095	\$94,598	\$275,708	\$795,735	\$1,016,115	\$1,239,530
Quarterly Projection	\$0	\$0	\$0	\$0	\$0	\$27,095	\$67,503	\$181,110	\$520,027	\$220,380	\$223,415
Actual Expenditure	\$0	\$0	\$0	\$0	\$0	\$27,095	\$94,598	\$275,708	\$795,735	\$1,016,115	\$1,239,530
Actual Quarterly Expend (from QPRs)	\$0					\$27,095	\$67,503	\$181,110	\$520,027	\$220,380	\$223,415



Planning & Admin	7/2016	10/2016	1/2017	4/2017	7/2017	10/2017	1/2018	4/2018	7/2018	10/2018	1/2019
Projected Expenditures	\$0	\$0	\$2,622	\$10,221	\$30,212	\$68,108	\$96,326	\$119,537	\$147,863	\$192,651	\$218,177
Quarterly Projection	\$0	\$0	\$2,622	\$7,599	\$19,991	\$37,896	\$28,218	\$23,211	\$28,326	\$44,788	\$25,526
Actual Expenditure	\$0	\$0	\$2,622	\$10,221	\$30,212	\$68,108	\$96,326	\$119,537	\$147,863	\$192,651	\$218,177
Actual Quarterly Expend (from QPRs)	\$0		\$2,622	\$7,599	\$19,991	\$37,896	\$28,218	\$23,211	\$28,326	\$44,788	\$25,526



Total Expenditures	7/2016	10/2016	1/2017	4/2017	7/2017	10/2017	1/2018	4/2018	7/2018	10/2018	1/2019
Projected Expenditures	\$0	\$0	\$2,622	\$10,221	\$30,212	\$95,700	\$269,407	\$551,713	\$1,178,052	\$1,521,205	\$2,094,494
Quarterly Projection	\$0	\$0	\$2,622	\$7,599	\$19,991	\$65,487	\$173,707	\$282,307	\$626,339	\$343,153	\$573,289
Actual Expenditure	\$0	\$0	\$2,622	\$10,221	\$30,212	\$95,700	\$269,407	\$551,713	\$1,178,052	\$1,521,205	\$2,094,494
Actual Quarterly Expend (from QPRs)	\$0	\$0	\$2,622	\$7,599	\$19,991	\$65,487	\$173,707	\$282,307	\$626,339	\$343,153	\$573,289



4/2019	7/2019	10/2019	1/2020	4/2020	7/2020	10/2020	1/2021	4/2021	7/2021	10/2021	1/2022
\$961,134	\$1,285,482	\$1,609,830	\$1,779,103	\$1,948,376	\$2,117,649	\$2,286,923	\$2,336,923	\$2,486,923	\$2,636,923	\$3,436,923	\$4,236,923
\$324,348	\$324,348	\$324,348	\$169,273	\$169,273	\$169,273	\$169,273	50,000.00	150,000.00	150,000.00	800,000.00	800,000.00
\$961,134	\$1,285,482	\$1,609,830	\$1,779,103	\$1,948,376	\$2,117,649	\$2,286,923	\$2,286,923	\$2,286,923	\$2,286,923	\$2,286,923	\$2,286,923
\$324,348	\$324,348	\$324,348	\$169,273	\$169,273	\$169,273	\$169,273					

4/2019	7/2019	10/2019	1/2020	4/2020	7/2020	10/2020	1/2021	4/2021	7/2021	10/2021	1/2022
\$1,345,317	\$1,401,713	\$1,485,934	\$1,604,013	\$1,778,223	\$2,170,650	\$2,196,677	\$2,896,677	\$4,376,677	\$7,231,677	\$10,756,677	\$14,181,677
\$105,787	\$56,396	\$84,221	\$118,079	\$174,210	\$392,427	\$26,026	700,000.00	1,480,000.00	2,855,000.00	3,525,000.00	3,425,000.00
\$1,345,317	\$1,401,713	\$1,485,934	\$1,604,013	\$1,778,223	\$2,170,650	\$2,196,677	\$2,196,677	\$2,196,677	\$2,196,677	\$2,196,677	\$2,196,677
\$105,787	\$56,396	\$84,221	\$118,079	\$174,210	\$392,427	\$26,026					

4/2019	7/2019	10/2019	1/2020	4/2020	7/2020	10/2020	1/2021	4/2021	7/2021	10/2021	1/2022
\$268,692	\$338,379	\$387,574	\$424,512	\$453,136	\$500,820	\$548,008	\$748,008	\$948,008	\$1,148,008	\$1,348,008	\$1,548,008
\$50,515	\$69,687	\$49,195	\$36,939	\$28,623	\$47,685	\$47,188	200,000.00	200,000.00	200,000.00	200,000.00	200,000.00
\$268,692	\$338,379	\$387,574	\$424,512	\$453,136	\$500,820	\$548,008	\$548,008	\$548,008	\$548,008	\$548,008	\$548,008
\$50,515	\$69,687	\$49,195	\$36,939	\$28,623	\$47,685	\$47,188					

4/2019	7/2019	10/2019	1/2020	4/2020	7/2020	10/2020	1/2021	4/2021	7/2021	10/2021	1/2022
\$2,575,143	\$3,025,574	\$3,483,337	\$3,807,628	\$4,179,735	\$4,789,120	\$5,031,607	\$5,981,607	\$7,811,607	\$11,016,607	\$15,541,607	\$19,966,607
\$480,649	\$450,431	\$457,763	\$324,291	\$372,107	\$609,385	\$242,487	\$950,000	\$1,830,000	\$3,205,000	\$4,525,000	\$4,425,000
\$2,575,143	\$3,025,574	\$3,483,337	\$3,807,628	\$4,179,735	\$4,789,120	\$5,031,607	\$5,031,607	\$5,031,607	\$5,031,607	\$5,031,607	\$5,031,607
\$480,649	\$450,431	\$457,763	\$324,291	\$372,107	\$609,385	\$242,487	\$0	\$0	\$0	\$0	\$0



<b>4/2022</b>	<b>7/2022</b>	<b>10/2022</b>	<b>1/2023</b>	<b>4/2023</b>
\$4,786,923	\$5,686,923	\$6,786,923	\$7,786,923	\$8,776,923
550,000.00	900,000.00	1,100,000.00	1,000,000.00	990,000.00
\$2,286,923	\$2,286,923	\$2,286,923	\$2,286,923	\$2,286,923

<b>4/2022</b>	<b>7/2022</b>	<b>10/2022</b>	<b>1/2023</b>	<b>4/2023</b>
\$17,056,677	\$19,781,677	\$21,556,677	\$21,556,677	\$21,556,677
2,875,000.00	2,725,000.00	1,775,000.00		
\$2,196,677	\$2,196,677	\$2,196,677	\$2,196,677	\$2,196,677

4/2022	7/2022	10/2022	1/2023	4/2023
\$1,748,008	\$1,948,008	\$1,948,008	\$1,948,008	\$1,948,008
200,000.00	200,000.00			
\$548,008	\$548,008	\$548,008	\$548,008	\$548,008

<b>4/2022</b>	<b>7/2022</b>	<b>10/2022</b>	<b>1/2023</b>	<b>4/2023</b>
\$23,591,607	\$27,416,607	\$30,291,607	\$31,291,607	\$32,281,607
\$3,625,000	\$3,825,000	\$2,875,000	\$1,000,000	\$990,000
\$5,031,607	\$5,031,607	\$5,031,607	\$5,031,607	\$5,031,607
\$0	\$0	\$0	\$0	\$0